

POWERFEED SYSTEMS

MECHANICAL HANDLING

SAFETY SYSTEMS

OFFSHORE DIVISION

POWERFEED SYSTEMS



OTHER METREEL PRODUCTS & SYSTEMS...



OVERHEAD CRANES



JIB CRANES



FALL ARREST LADDERS



OFFSHORE DRAG CHAINS



MONORAILS & CONVEYORS



PORTABLE GANTRIES



FALL ARREST / ABSEIL



OFFSHORE FESTOONS



POWER & FREE CONVEYORS



PORTABLE WINCHES



FALL ARREST WIRE SYSTEMS



OFFSHORE CABLE BOOMS

THE COMPANY...

Founded some 40 years ago, Metreel are leading specialists in Powerfeed, Materials Handling and Personnel Fall Arrest & Access solutions. A wealth of industry knowledge and experience coupled with the dedication to provide a high level customer service, these are some of the major benefits received when choosing **Metreel** as your solution provider.

Within our Powerfeed capacity we offer a full range of conductor bars, cable and hose reels, slip rings & collector columns, cable festoons, drag chains, pendant push buttons and rotary and worm gear limit switches.

In addition to the many high quality products we offer within our standard range, **Metreel** also have a significant capacity for bespoke solutions. A dedicated design team utilising 3d CAD software can offer a design service from concept to final product.

Metreel regard the requirements of customers as its highest priority and to ensure that this is achieved we operate under the quality standard ISO9001, certified by SATRA.

Metreel have always strived to push the boundaries in all areas of our operations and as a measure of our success have been awarded a number of achievements, some of which are listed below:-

- Company of the Year
- Excellence in Marketing
- Export Growth
- Offshore Industry Award
- Safety Product Innovation Award

This brochure presents an overview of the products on offer and should you require any further information please do not hesitate to contact our sales team or email at sales@metreel.co.uk.

INDEX...

FESTOONS	1 - 4
CONDUCTOR SYSTEMS	5 - 8
CABLE REELING DRUMS	9 - 11
DRAG CHAINS	12 - 13
ELECTRICAL CONTROL	14
LIMIT SWITCHES & SLIPRINGS	15
COLLECTOR COLUMNS	16



INTRODUCTION...

Metreel's range of cable / hose festoon systems include a variety of capacities designed to travel along wire rope, enclosed tracks and 'I' beams. Guaranteed for efficient operation these products are extremely versatile and allow virtually endless configurations to suit a specific requirement.

Suitable for carrying flatform cables, roundform cables and flexible hoses supplying electrical current, compressed air, gases or liquids our range of products offers an optimum solution providing energy and data to moving machinery.


Custom designed for aggressive environments, Metreel's festoon systems excel in all industry applications!




MET-TRACK® - ENCLOSED TRACK



READIBUILD - PRE-ASSEMBLED



BEAMRIDER - I-BEAM



LOCK 'N' ROLL - CATENARY WIRE

MET-TRACK SERIES...

Metreels' enclosed track cable/hose festoon systems provide a safe and economical means of supplying power to cranes, hoists and moving machinery travelling along fixed tracks. Suitable for carrying flatform cables, roundform cables or flexible hoses supplying electrical current, compressed air, gases and liquids. The **Met-Track**[®] range offers 6 different profile sizes, suitable for payloads up to 450kg per metre.

FEATURES


- Safe and reliable
- Simple to install or modify
- Enclosed self cleaning track
- Minimum maintenance

OPTIONAL EXTRAS







- Mounting brackets and fittings
- Strain relief cords/wires/webbing
- Loop Clamps
- Pendant Pushbuttons with Mobile Boxes or Plug/Socket units
- Track Curves
- Installation Service

SPECIAL FEATURES

- Special Finishes
- Stainless Steel Components
- Waterproof and/or stainless steel wheels
- Systems designed for use in hazardous explosive environments
- Bespoke Service - designed to customers specific requirements



STANDARD CAPACITIES

ENCLOSED TRACK SYSTEM	 Kg	 track Kg/m	 mm - max	 mm - max	 °C	 m/min
100 Series - Nylon Wheels	6	100	60 x 20	n/a	-10 to +85	30
100 Series - Steel Wheels	10	100	80 x 40	24	-30 to +80	50
200 Series	20	160	80 x 40	32	-30 to +80	100
300 Series	30	160	125 x 40	43	-30 to +80	125
400 Series	40	200	200 x 60	60	-30 to +80	150
500 Series	80	500	150 x 40	60	-30 to +80	180
600 Series	100	1000	200 x 60	60	-30 to +80	180

Our aim has been to cover the majority of system requirements with a standard range. However for applications outside these parameters such as systems requiring curved track sections or our bespoke service please consult our sales office.


CATENARY WIRE FESTOONS...

Pre-engineered kits take the mystery out of festoons. Each kit includes everything you need including trolleys, wire rope and all fasteners. Just add cable or hose.


LOCK 'N ROLL NYLON TROLLEYS

Trolleys designed for quick installation. Parts slide together, lock automatically and trolley is ready to roll. No fasteners to drop or lose. Removal or replacement is just as easy.

ASSEMBLY



DIS-ASSEMBLY



READIBUILD™ FESTOONS...

A popular service used by customers throughout the world, is our **READIBUILD™** Preassembled Festoon System service. Available for all of Metreel's festoon systems this package is designed to reduce the problems associated with installing festoon systems on site.

All **READIBUILD™** systems are assembled, in an optimum working environment, with all necessary cable measurements and cutting equipment available for our experts to prepare your festoon.

The assembled system(s) are custom packed, which could range from simple packaging to large 'A' frame steel structure, preventing movement/damage in transit to site. Once on site the festoon is rolled directly on to the pre-installed track and terminated at each end to give a perfect working system.



BEAMRIDER™ FESTOONS...

The **BEAMRIDER™** range of medium and heavy duty cable trolleys are the first choice for applications that demand ultimate endurance, such as high speed container cranes, steelworks, rolling mills, large bridge cranes and offshore skid systems.

The trolleys are manufactured from stocked parts, which can be assembled to suit your particular cable/hose configuration. In addition the design offers easy cable installation on site as well as access for replacement of individual or multiple cables in the event of accidental damage.



FLEXIBLE CABLES...

Metreel offer a complete range of flexible and 'super' flexible cables for festoons, reeling drum and drag chain applications.

Our range is designed primarily for the materials handling sector and offers a wide range of flatform, roundform and pendant suspension cables in PVC, PUR and EPR material. Screened cables typically to suit EMC requirements also form part of our standard range.

A complete range of cable fittings and plug / socket connectors are also available.



ENCLOSED CONDUCTOR SYSTEMS

INTRODUCTION...

Metreel have an excellent range of conductor systems designed to be safe reliable power supplies for cranes, hoisting equipment, warehouse equipment, overhead conveyor tracks etc.

Four different conductor systems which can be tailored to suit your particular requirements, these are:

- **4Ductor**® - 4 pole continuous copper conductor system
- **Multiconductor**® - 7 pole continuous copper conductor system
- **ClickDuctor**® - 4 and 7 pole jointed copper conductor system
- **ProDuctor**® - 7 and 10 pole continuous conductor system for automated storage and retrieval systems



4DUCTOR®



CLICKDUCTOR®



MULTICONDUCTOR®



PRODUCTOR®

KEY FEATURES...

Optimum Reliability assured by the advantages listed below:

Low Maintenance the PVC housing needs no maintenance as the systems are designed with minimal brush wear in mind, thus minimising the presence of carbon deposits.

Maximum Power Transmission the brushes are positively located in the PVC housing and contact with the flat copper conductors is maintained by spring pressure. This guarantees a positive contact and power transmission.

Quick and Easy Installation due to lightweight PVC housing and the design of accessory components, system installation is a quick and easy operation.

No Expansion Problems due to the clearance that exists between the conductors and their location, and the clearance between the PVC housing and sliding hangers, expansion due to changes in ambient temperature is accommodated without affecting the operation of the system.

Extremely Long System lengths these are possible by installing our expansion joints which allow for the use of the continuous copper strips.

High Travel Speeds available on all our conductor systems.

High Mechanical Strengths the PVC housing has a combination of high flexural yield, impact and tensile strengths and is complimented by the design of associated components.

Self-extinguishing for safety reasons the housing materials have a self-extinguishing feature.

QUICK REFERENCE TABLE...

	4Ductor ®	ClickDuctor ®	Multiconductor ®	ProDuctor ®
No. of Conductors	4	up to 4 or 7	up to 7	Up to 7 or 10
Current Capacities (A)	35, 50, 80, 125, 160	50, 80, 125, 160, 200	35, 50, 80, 125, 160	50, 80, 125, 160 200
Parallel Capacities (A)	N/A	250, 320, 400	250, 320	250, 320, 400
Housing Lengths	4m	3m or 4m	4m	4m
Running Speed	60m/min	80m/min	250m/min	500m/min
End Fed	✓	✓	✓	✓
Centre Fed	✓	✓	✓	✓
Temperature Range	-30°C to +60°C	-20°C to +50°C	-30°C to +60°C	-30°C to +60°C

UNINTERRUPTED CONDUCTORS...

For all but **ClickDuctor®**, Metreel's conductor systems offer uninterrupted copper conductors. These flat copper conductors can be pulled from rolls into the previously installed PVC housing in long continuous lengths. The fixed electric feed point can be placed at either the end (End fed) or at a convenient point anywhere along the system (centre fed).

WHAT ARE THE ADVANTAGES OF UNINTERRUPTED COPPER CONDUCTORS?

Optimal Contact the flat, smooth copper surface guarantees an optimal contact with the carbon brush

No Plug Connections the best method to reduce voltage loss is an uninterrupted copper conductor. This is essential when it concerns reliable transmission of control signals



Capacity Extendable the installation can be extended at all times and at any moment. For instance, due to a changed situation, additional or heavier copper conductors can be installed

Extremely Low Maintenance due to the absence of plug connections the surface of the copper conductors is extremely smooth, which ensures minimal brush wear. The copper conductors as well as the carbon brushes are therefore extremely low maintenance

Alternative Strips silver-plated strips can be installed in the channels, for use in extreme weather conditions or other challenging applications


Quick Installation the strips can quickly and easily be pulled into the channels, using the copper cassette and a copper puller

Accommodation of Curves with our uninterrupted copper conductor systems a range of curves/bends are available on request



ENCLOSED CONDUCTOR SYSTEMS


4DUCTOR®...



4Ductor® is Metreel's most cost effective conductor system. If four conductors suffice, no rubber sealing is required and you wish to take advantage of all the benefits of uninterrupted copper conductors then opt for **Metreel's 4Ductor®** System.

Ideal as it has no expansion problems, a constant and low voltage loss, a choice of five current intensities and virtually no maintenance.

In all, an uninterrupted current supply for a variety of movable and/or mobile equipment at a very profitable cost benefit.



Conductor Capacity:	up to 4
Current Capacities:	35, 50, 80, 125, 160A
Protection:	IP23
Housing Lengths:	2, 4m
Temperature Range:	-30°C to +60°C
Maximum Speed:	60m/min




MULTICONDUCTOR®...



A compact and multi purpose conductor system. The uninterrupted conductors ensure a perfect transmission of current feed as well as control and data signals. A flexible rubber sealing strip prevents penetration of dust or liquids. **Multiconductor®** is well suited for extremely long tracks and high travel speeds.

Multiconductor® used world wide for cranes, traverse cars, (automated) warehouses, elevators, textile production, sluices, trains, even in extremely dusty humid or even corrosive environments.

Multiconductor® can accommodate most applications including curved travels and hand safe options for low level installations. Please contact us for more information.



Conductor Capacity:	Up to 7
Current Capacities:	35, 50, 80, 125, 160A
Parallel Capacities:	250, 320 A
Protection:	Up to IP44
Housing Lengths:	2, 4m
Temperature Range:	-30°C to +80°C
Maximum Speed:	250m/min

OPTIONS

RN7W - white profile offering a temperature range of -30°C to +60°C. Applications such as green houses would be suited to this profile.

RNV7 - grey/white profile offering a temperature range of -30°C to +80°C, for high temperature applications.

RNHS7 - standard RN7 Profile with spacer strips fitted to the under side, this housing model is well suited for installations positioned at low level. The strips provide additional protection against splashing water. Temperature range -30°C to +60°C.

PRODUCTOR®...



This is the most compact, varied conductor system for automated warehouses and many other applications. The PVC housing can be applied just centimeters above floor level.

The uninterrupted conductors ensure a perfect transmission of both feed, control and data signals.

ProDuctor® has been designed for extreme travel lengths and high travel speeds making it perfectly suited for automated warehouse applications.



Conductor Capacity:	Up to 10
Current Capacities:	50, 80, 125, 160 200A
Parallel Capacities:	250, 320, 400A
Housing Lengths:	4m
Temperature Range:	-30°C to +60°C
Maximum Speed:	500m/min





CLICKDUCTOR®...



The basic design of **ClickDuctor®** is a channel housing, in which 4 or 7 slots with copper conductors are prepared and pre-installed. The housing is available in either 3 or 4 metre lengths.

Connecting housing and copper conductor to each other can be done very quick and easy by means of innovative copper clamps and plastic joints, which require no screws they simply click together. **ClickDuctor®** can be installed indoors and outdoors in a wide variety of applications, if selecting **ClickDuctor®** for outdoor applications the RC7 profile must be used with the flexible sealing strip.

All collector trolleys are fitted with wear resistant gliding shoes. These glide perfectly over the running surface of the conductor housing and ensure high stability of the conductors when travelling along the conductor system.



Conductor Capacity:	Up to 7
Current Capacities:	50, 80, 125, 160, 200A
Parallel Capacities:	250, 320, 400A
Protection:	Up to IP44
Housing Lengths:	3, 4m
Temperature Range:	-30°C to +50°C
Maximum Speed:	80m/min



REELING DRUMS

INTRODUCTION...

Metreel is one of the leading suppliers of cable and hose reeling systems in the UK, typically being utilised for the safe supply of power and controls to cranes, hoists, materials handling plant and travelling machines.

The comprehensive range includes options of manual, counterweight, spring, motor and variable torque drive operation.

Our standard reeling drums are designed to accommodate the majority of applications utilising a system of modular construction which lends itself to be easily adapted to specific requirements and easy maintenance.




Mercury™ Reeling Drums



Galaxy™ Reeling Drums

KEY FEATURES...

- Simple positive cable entrance
- Easily removable slip-ring cover
- One piece slip ring replacement
- Fast, easy brush replacement
- Even winding in multiple layers
- High quality springs
- Safe simple spring tension adjustment
- Superior Bearings
- Designed with your safety in mind



Star™ Reeling Drums

ACCESSORIES...



Rotary Limit: Reels can be furnished with a 2 position rotary limit switch upon request (for use as raise/lower limits etc).

Swivel Base: Heavy duty swivel base provides 340° rotation.

Cable Stop: Maintains pre-tension turns on reels utilised in hand operated applications. Ensures the end of the cable is always within easy reach.



Jupiter™ Reeling Drums

QUICK REFERENCE TABLE...

	Mercury™ (Spring Op)	Galaxy™ (Spring Op)	Star™ (Spring Op)	Jupiter™ (Spring Op)	Jupiter™ (Motor Op)
No. of Cores	1-4	1-12 ways	1-36 ways	1-36 ways	1-36 ways
Core Sizes	1.5 - 4mm ²	1.5 - 10mm ²	1.5 - 35mm ²	1.5 - 70mm ²	1.5 - 70mm ²
Travel Distance	Up to 15m	Up to 26m	Up to 105m	Up to 140m	up to 800m
Amp Rating	20A	30 - 50A	35 - 200A	35 - 200A	35 - 200A

All subject to full application details and operating criteria

HOSE REELS...

Our extensive range includes industrial hose reels for air, water, oil, grease and fuel for all areas of industry. We can also supply standard hose reel products for any fluid or gas transfer application with bespoke solutions provided for industries such as; emergency service vehicles, military vehicles, ground support for aviation and offshore. Our hose reel range consists of 3 main styles of reel; Spring retractable, Manual rewind and Motor driven.



ENGINEERED REELING DRUMS..

Metreel's range of standard reeling solutions showed on the previous page covers the majority of applications required by industry, however from time to time you may have a need which falls outside of normal parameters and as such needs a special solution.

Our capacity to develop custom designed reels is second to none, with 3D CAD software our engineers use their vast experience to develop solutions for clients providing realistic visual models to help with the design process.

Below is a list of some of the industries and applications we have developed custom design reels for:

INDUSTRY SECTORS

- Nuclear Industry
- Ministry of Defence
- Power Generation
- Power Distribution
- Offshore Oil Rigs
- Steel Works
- Coal Mines
- Broadcasting
- Access Cradles
- Salt Works
- Ports & Dockside
- Galvanising Plant

APPLICATIONS

- Winch Reels
- Storage Reels
- Hand Pull
- Powered Drive
- Multi Compartment
- Earth Bonding Reels
- Hydraulic Drives
- Video & Low Voltage
- Contactless
- EX Hazardous Areas
- Fibre Optic



Storage Reels





Steelwork Heavy Duty Reels



Offshore Reels

REELING DRUMS

ENGINEERED REELING DRUMS..



PLASTIC DRAG CHAINS INTRODUCTION...


Metreel's plastic and steel drag chains are designed to protect and convey cables and hoses for X, Y and Z axis motion on machine tools, robots, material handling equipment and a variety of industrial machinery. Applications include unsupported, sliding, vertical hanging and standing, side mounted, opposite, side by side, rotary and combined movement.

This innovatively designed low cost solution offers:-


- Wide range of models and capacities available from Stock
- Low Cost / High Quality Product
- Range of end bracket configurations, including the easy style connector which can be attached in all directions to the plastic chain
- Dividers and separators to departmentalise flexibles and prevent tangling
- Innovative 'Tie Wrap' System to prevent cables from tangling (plastic type only)
- Hard wearing, impact and corrosion resistant




TYPICAL APPLICATIONS...




Horizontal with moving point below




Horizontal chain side mounted




Horizontal self support over hanging




Horizontal with moving point above



2 custom chain installations




Combination of both horizontal and vertical




Opposing horizontal chains



Sliding type horizontal chain



Horizontal side by side installation



Vertical chains (left) curve below and (right) curve above

DRAG CHAINS

STEEL DRAG CHAINS...

Cable / hose carriers with rugged steel side chains and steel or aluminium carrier bars are ideal for harsh environments and high speed operation. Unique acetal disks placed between the links reduce friction and operating noise. Links are high strength, low-alloy steel and employ a 2:2 double link design for maximum strength.

Available with inside openings from 20 x 100mm to 200mm x 600mm for cable or hoses with a maximum outside diameter of 200mm. Total travel of 450 metres is possible when optional roller supports are used. Speeds up to 180m/min are possible. A wide choice of cable / hose carrier designs is available, as are custom sizes.

STANDARD TYPE




Type	Pitch	Radius	Height	Max. Cable/ Hose Dia	Speed
PT25E	65	75 - 297	44	26	90 m/min
PT28E	65	75 - 155	50	36	100 m/min
PT35E	95	132 - 617	68	48	120 m/min
PT38E	102	89 - 391	76	61	120 m/min
PT45E	125	145 - 617	94	74	150 m/min
PT48E	152	146 - 616	114	100	150 m/min

HEAVY DUTY TYPE



Type	Pitch	Radius	Height	Max. Cable/ Hose Dia	Speed
PT55E	180	285 - 914	140	110	150 m/min
PT60E	152	279 - 749	152	121	180 m/min
PT80E	203	267 - 587	203	159	180 m/min
PT100E	254	483 / 635	254	210	180 m/min

TYPICAL INSTALLATION...



ELECTRICAL CONTROL...



RADIO REMOTES



- 3, 5 or 7 way control
- Operating range of up to 100m
- Accurate Wireless control
- Compact and lightweight
- Quick and simple installation

JOYSTICKS

- 3 series of joysticks available
- Selection of grips & Handles
- Up to 6 speeds per direction
- Mechanical or electrical interlock
- Movement free 'dead man' switch
- Cross or 360° movement
- Switches & potentiometers

CHARLIE PENDANTS



- 1 or 2 speed double switches with electrical interlock
- 1NO or 1NC single switches with quick coupling system
- No screws, threaded ring for quick closing

MIKE PENDANTS



- 4 to 15 way pendant
- Auxiliary Control, 1 & 2 speed switches
- LED Indicator Option
- Quick & Simple configuration & wiring
- Tough yet ergonomic construction
- **Ex** available



VICTOR PENDANTS



- Wall/Bulkhead mounted
- Quick & Simple configuration & wiring
- 1 to 8 way control
- N/O & N/C, 1 or 2 speed switches
- Magnetic Mount Option
- LED Indicator Option

SPA PENDANTS











- 16, 18, 20 way pendant
- 1 or 2 speed double switches
- Up to 4NO or 4NC single switches with quick coupling system
- Customised symbols and assemblies
- **Ex** available



LIMIT SWITCHES & FOOTSWITCHES

LIMIT SWITCHES...

	<p>BASE ROTARY LIMIT SWITCH</p> <ul style="list-style-type: none"> • 1:15 to 1:1500 revolution ratios • Up to 4 switches • Small in size for installation in narrow places • Available with direct control switches to operate on the motor 		<p>X-FRZ POSITION SWITCH</p> <ul style="list-style-type: none"> • Single rod and roller with spring return movements • Equipped with 1NO+1NC snap action switches • Different switch models with varying tripping angles
	<p>FOX ROTARY LIMIT SWITCH</p> <ul style="list-style-type: none"> • 1:3 to 1:2870 revolution ratios • Up to 4 switches • Horizontal and vertical installation • Can be fitted with actuators, motion detectors, potentiometers and encoders 		<p>X-FSC POSITION SWITCH</p> <ul style="list-style-type: none"> • 'T' or 'Cross' rod for 3/4 positions with spring return movements • Equipped with 1NO+1NC snap action switches • Different switch models with varying tripping angles
	<p>OSCAR ROTARY LIMIT SWITCH</p> <ul style="list-style-type: none"> • 1:1 to 1:550 revolution ratios • Up to 12 switches • Horizontal and vertical installation • Can be fitted with actuators, motion detectors, potentiometers and encoders 		<p>TANGO POSITION SWITCH</p> <ul style="list-style-type: none"> • 'Cross' type rod for 4 positions with spring return movements • Equipped with 1NC slow action switches (on request 1NO) • Different switch models with varying tripping angles
	<p>TOP ROTARY LIMIT SWITCH</p> <ul style="list-style-type: none"> • 1:1 to 1:8100 revolution ratios • Up to 15 switches • die-cast aluminium with 20 micron nickel-plating • Cams can be set to great accuracy, & different outputs if required 		<p>7551/2 POSITION SWITCHES</p> <ul style="list-style-type: none"> • 'Cross' type rod for 4 positions with spring return movements • Equipped with 1NC/1NO slow action switches • Different switch models with varying tripping angles

ATEX LIMIT SWITCHES...

LIMIT EX AG	LIMIT EX AP	
		<ul style="list-style-type: none"> • Available as Rotary or Cross type • 1:15 to 1:1500 revolution ratios • Up to 4 switches • Conform to ATEX Standard EN60079 • G20 Cast Iron and Stainless Steel Materials used to prevent oxidation and wear • Cams can be accurately set using the adjusting screws

FOOTSWITCHES...

A footswitch is a control device for all industrial machines. They operate as an auxiliary controller of electrical motors through a power interface, such as a contactor.

Each unit can have 1NO+1NC snap or slow action switches, or 2NO+2NC slow action switches. All NC contacts are of the positive opening type.

Double footswitches are available; they are fixed on a metal plate and can be supplied with emergency stop mushroom pushbutton. A special footswitch 6100 for pneumatic valves with a fixing plate is also available.

The "lock-release" device used for keeping the pedal in the on position and the safety device preventing the accidental use of the pedal can be fitted on request.

The footswitches 6100 are made of plastic material or diecast aluminium, and they either have a standard cover or a large cover for safety-shoes. The 6200 footswitches are made of plastic material. All materials and components are wear and shock-resistant



COLLECTOR COLUMNS ...

Collectors are sets of rings coupled with brushes designed to allow current to pass from a fixed to a rotating part.

These collector are used to supply crane motors and cable winders etc. These units are suitable for transmitting currents with 50/60Hz supply frequencies.



Operational Temperature	-25°C to +70°C
Degree of Protection	IP22
Insulation Category	Class I
Rated Operational Current	10A, 30A, 50A
Rated Operational Voltage	400V
Maximum Speed	3 rev/min
Markings	CE

These slip-ring collectors can cater for up to 40 collector rings rated at either 10, 30, 50A.

CAST SERIES COLLECTOR COLUMNS...

These totally enclosed collector columns are weatherproof to IP55. The mounting frame, main body and slip-ring cover are manufactured from machined high grade cast aluminium. All our cast series collector columns are fitted with phosphor-bronze slip-rings and dual leg brush gear, incorporating copper graphite brushes. For instrumentation purposes, silver plated rings and silver graphite brushes can be supplied.

The slip-ring assembly is mounted on a mild steel shaft rotating in self lubricating bearings. The slip-ring cover incorporates a location pocket to accept customers drive or anchor pin. Exterior finish can be self colour or to customers requirements.

CAST SERIES			
Model	Amps	Volts	Poles
25/4	25	500	4
25/8	25	500	8
25/12	25	500	12
60/4	60	500	4
60/8	30	500	8



POWERFEED SYSTEMS

- Festoon Systems
- Standard & Custom Reeling Drums
- Cable & Hose Drag Chains
- Conductor Systems
- Collector Columns
- Flexible Cables
- Plug & Sockets
- Pendant Control Stations
- Radio Remote Pendants
- Worm Gear Limit Switches
- Foot Switches

SAFETY SYSTEMS

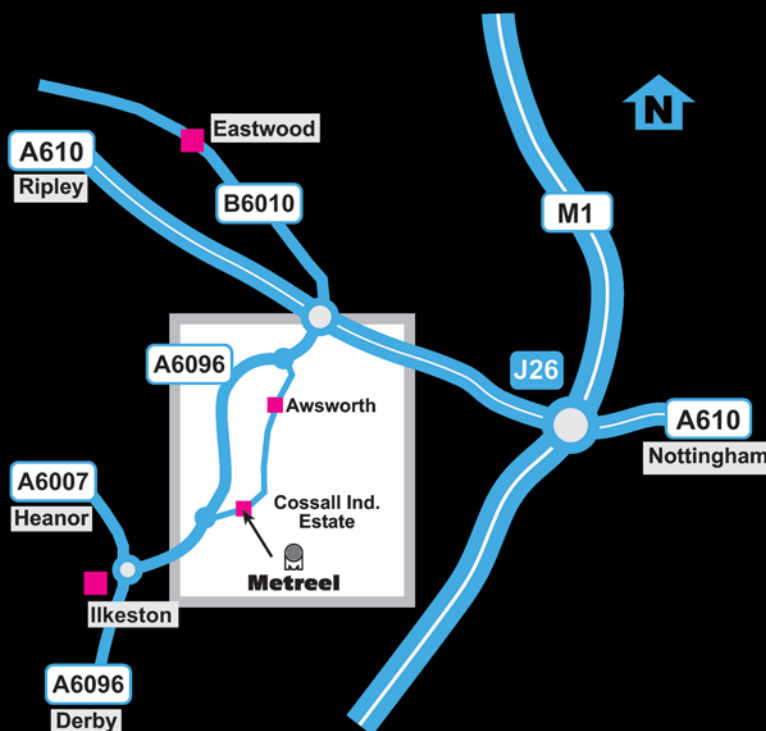
- Vertical Fall Arrest Ladder Systems
- Safetrack Horizontal Track Systems
- Horizontal Wire Systems

MECHANICAL HANDLING

- Met-Track® Light Cranes
- Met-Track® Monorails & Conveyors
- Met-Track® Sliding Door Gear
- Met-Track® Custom Track Systems
- Alu-Lift® Portable Aluminium Gantry
- Tool Balancers

OFFSHORE DIVISION

- Cable & Hose Drag Chains
- Cable & Hose Festoon Systems
- Cable & Hose Booms
- Cable & Hose Reeling Drums



CONTACT DETAILS:



+44 (0)115 932 7010



+44 (0)115 930 6263



sales@metreel.co.uk



www.metreel.co.uk



Metreel

Cossall Industrial Estate, Coronation Road,
Ilkeston, Derbyshire DE7 5UA